

# ELiTe PLUS

## PV Module

ET-M672BH410WW/WB 410W  
ET-M672BH405WW/WB 405W  
ET-M672BH400WW/WB 400W  
ET-M672BH395WW/WB 395W  
ET-M672BH390WW/WB 390W

1500

### High Voltage

UL and IEC 1500V certified; lowers BOS costs and yields better LCOE



### High Efficiency

Higher module conversion efficiency (up to 20.38%) benefit from half cell structure (low resistance characteristic).



### PID Resistance

Excellent Anti-PID performance guarantee limited power degradation for mass production.



### Low-light Performance

Advanced glass and cell surface textured design ensure excellent performance in low-light environment.




### Severe Weather Resilience

Certified to withstand: wind load (2400 Pascal) and snow load (5400 Pascal).



### Durability Against Extreme Environmental Conditions

High salt mist and ammonia resistance certified by TUV SUD.



MBB

5BB

\*5BB and MBB products can be provided upon request.

IEC 61215  
IEC 61730  
UL 1703



ET SOLAR

support@etsolar.hk



M/ET-PD-EN-US2020V2

## ELECTRICAL SPECIFICATIONS

Model Type	ET-M672BH410WW	ET-M672BH405WW	ET-M672BH400WW	ET-M672BH395WW	ET-M672BH390WW
	ET-M672BH410WB	ET-M672BH405WB	ET-M672BH400WB	ET-M672BH395WB	ET-M672BH390WB
Peak Power (Pmax)	410W	405W	400W	395W	390W
Module Efficiency	20.38%	20.13%	19.88%	19.63%	19.38%
Maximum Power Voltage (Vmp)	42.3V	42.0V	41.7V	41.4V	41.1V
Maximum Power Current (Imp)	9.69A	9.65A	9.60A	9.55A	9.49A
Open Circuit Voltage (Voc)	50.4V	50.1V	49.8V	49.5V	49.3V
Short Circuit Current (Isc)	10.60A	10.48A	10.36A	10.23A	10.12A
Power Tolerance	0~+3%				
Operating Temperature	- 40 ~ + 85 C				
Maximum System Voltage	DC 1500V				
Nominal Operating Cell Temperature	45±2 C				

## ELECTRICAL SPECIFICATIONS (NOCT)

Model Type	ET-M672BH410WW	ET-M672BH405WW	ET-M672BH400WW	ET-M672BH395WW	ET-M672BH390WW
	ET-M672BH410WB	ET-M672BH405WB	ET-M672BH400WB	ET-M672BH395WB	ET-M672BH390WB
Peak Power (Pmax)	310W	306W	302W	298W	294W
Maximum Power Voltage (Vmp)	40.0V	39.8V	39.6V	39.3V	39.1V
Maximum Power Current (Imp)	7.76A	7.72A	7.66A	7.60A	7.54A
Open Circuit Voltage (Voc)	48.9V	48.7V	48.5V	48.2V	48.0V
Short Circuit Current (Isc)	8.26A	8.22A	8.16A	8.09A	8.02A

## MECHANICAL SPECIFICATIONS

Cell Type	158.75mm x 79.38mm
Number of Cells	144 half-cells (6×24)
Weight	22.5 kg (49.6 lbs)
Dimension	2008×1002×40mm (79.06×39.45×1.58 inch)
Front Glass	3.2mm, Anti-Reflection Coating, High Transmission, Low Iron, Tempered Glass
Junction Box	IP67 rated
Frame	Anodized Aluminium Alloy
Output cables	12AWG:PV Wire Portrait:255mm(+)/355mm(-); Landscape:1200mm

## TEMPERATURE COEFFICIENT

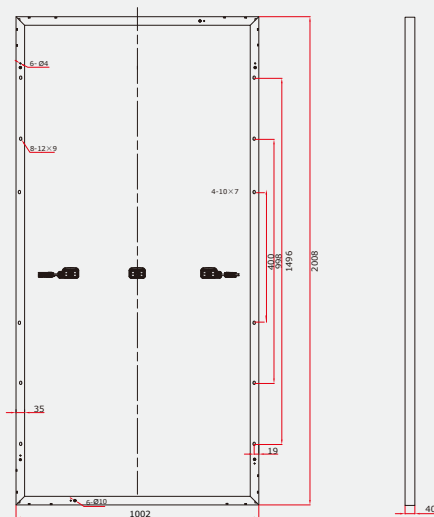
Temp. Coeff. of Isc (TK Isc)	0.048% /°C
Temp. Coeff. of Voc (TK Voc)	-0.28% /°C
Temp. Coeff. of Pmax (TK Pmax)	-0.36% /°C

## PACKING MANNER

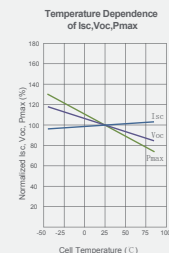
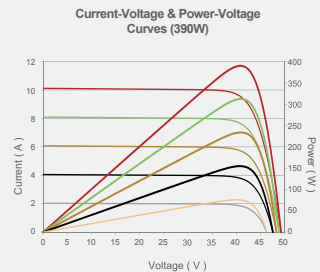
Container	40' HQ
Pieces per Pallet	27
Pieces per Container	708

## PHYSICAL CHARACTERISTICS

Unit:mm (inch)



## ELECTRICAL CHARACTERISTICS



**Note:** the specifications are obtained under the Standard Test Conditions (STCs): 1000 W/m<sup>2</sup> solar irradiance, 1.5 Air Mass, and cell temperature of 25°C. The NOCT is obtained under the Test Conditions: 800 W/m<sup>2</sup>, 20°C ambient temperature, 1m/s wind speed, AM 1.5 spectrum.

Please contact [support@etsolar.hk](mailto:support@etsolar.hk) for technical support. The actual transactions will be subject to the contracts. This parameters is for reference only and it is not a part of the contracts. The specifications are subject to change without prior notice.